

CIRCUIT SIZES #14 #12 #10 AWG

THHN/THWN ALUMINUM ARMORED

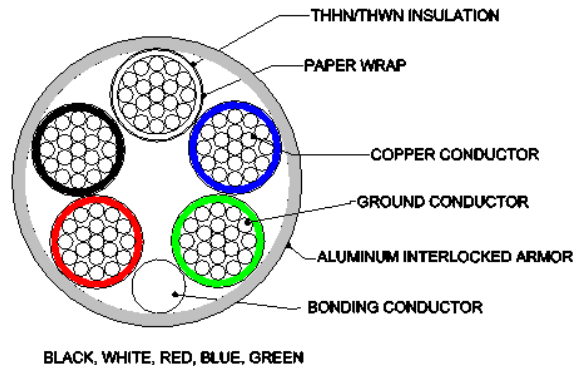
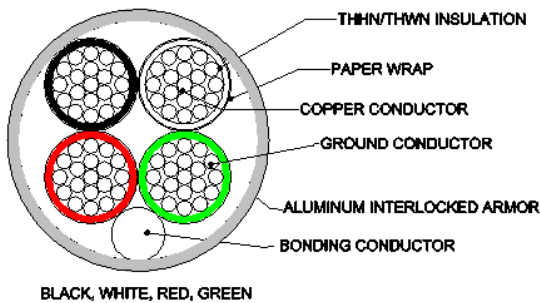
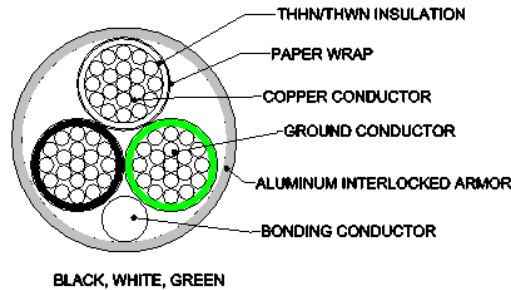
600 V (UL) 2 TO 4 CONDUCTOR CONSTRUCTION



(2 conductor shown)

- Conductor:**
Stranded class "C" soft drawn copper.
- Insulation:**
Thermoplastic high heat resistant nylon coated (THHN) / Thermoplastic high water resistant nylon coated (THWN). Each conductor is individually wrapped in a fibrous covering.
- Bonding Conductor:**
One 16 AWG. aluminum conductor in intimate contact with armour along its entirety.
- Ground:**
Stranded class "C" soft drawn green insulated copper conductor individually wrapped in a fibrous covering.
- Armor:**
Aluminum interlocked armor with helically patterned green stripe.
- Color Coding:**
Standard low and high voltage colors available (see part numbers and description page for actual colors and options)
- UL Listing:**
E208790

- Applications:**
For feeders and branch circuits in both exposed and concealed installations
In cable trays
In dry locations
Embedded in plaster finish on brick or other masonry, except in damp or wet locations
To be run or fished in the air voids of masonry block or tile walls where such walls are not exposed or subject to excessive moisture or dampness
- Features:**
Rated at 90°C dry
Excellent crush resistance
Provides long service life
Cost effective alternative to installations in conduit
- Compliances:**
Industry compliances: UL 4, RoHS
Gasoline and oil resistance II



HCF STRANDED— COPPER CONDUCTOR

CIRCUIT SIZES #14 #12 #10 AWG

THHN/THWN ALUMINUM ARMORED

600 V (UL) 2 TO 4 CONDUCTOR CONSTRUCTION

NO OF COND.	COND. SIZE (AWG/kcmil)	GROUND WIRE SIZE (AWG /kcmil)	MIN. AVG. INSULATION THICKNESS	NOMINAL DIAMETER (OVER)		LBS/ 1000'
				INSULATION	ARMOR	
			INCHES	INCHES	INCHES	
2	12	12	0.020	0.305	0.540	131
2	10	10	0.025	0.374	0.583	193

DIMENSIONS AND WEIGHTS ARE NOMINAL; SUBJECT TO INDUSTRY TOLERANCES

NO OF COND.	COND. SIZE (AWG/kcmil)	GROUND WIRE SIZE (AWG /kcmil)	MIN. AVG. INSULATION THICKNESS	NOMINAL DIAMETER (OVER)		LBS/ 1000'
				INSULATION	ARMOR	
			INCHES	INCHES	INCHES	
3	12	12	0.020	0.337	0.580	160
3	10	10	0.025	0.407	0.665	233

DIMENSIONS AND WEIGHTS ARE NOMINAL; SUBJECT TO INDUSTRY TOLERANCES

NO OF COND.	COND. SIZE (AWG/kcmil)	GROUND WIRE SIZE (AWG /kcmil)	MIN. AVG. INSULATION THICKNESS	NOMINAL DIAMETER (OVER)		LBS/ 1000'
				INSULATION	ARMOR	
			INCHES	INCHES	INCHES	
4	12	12	0.020	0.370	0.540	186

DIMENSIONS AND WEIGHTS ARE NOMINAL; SUBJECT TO INDUSTRY TOLERANCES

PART NUMBERS AND DESCRIPTIONS

Part	Size	Colors
801431	12/2	black, white
800996	12/2	black, red
801537	12/2	brown, gray
800243	12/3	black, white, red
801701	12/4	black, white, red, blue
800845	12/4	brown, orange, gray, yellow
801702	10/2	black, white
801014	10/3	black, white, red