



Conductor:
Solid soft drawn copper.

Insulation:
Thermoplastic high heat resistant nylon coated (THHN) / Thermoplastic high water resistant nylon coated (THWN). Each conductor is individually wrapped in a fibrous covering.

Bonding Conductor:
One 16 AWG. aluminum conductor in intimate contact with armour along its entirety.

Ground:
One solid soft drawn green insulated copper conductor individually wrapped in a fibrous covering.

Aarmor:
Aluminum interlocked armor with helically patterned green stripe.

Color Coding:
Standard low and high voltage colors available (see part numbers and description page for actual colors and options)

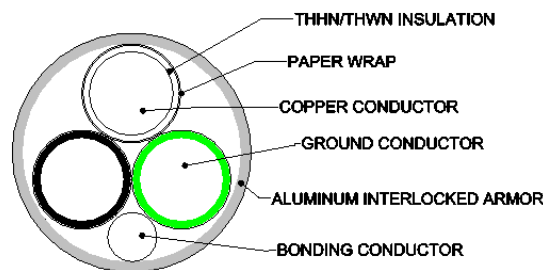
Applications:
For feeders and branch circuits in both exposed and concealed installations
In cable trays
In dry locations
Embedded in plaster finish on brick or other masonry, except in damp or wet locations
To be run or fished in the air voids of masonry block or tile walls where such walls are not exposed or subject to excessive moisture or dampness
For use in health care facilities

Features:
Rated at 90°C dry
Excellent crush resistance
Provides long service life
Cost effective alternative to installations in conduit

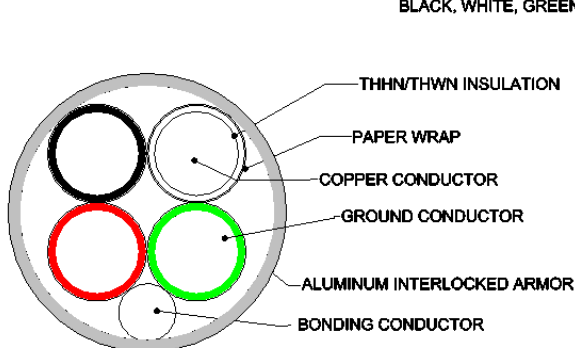
Compliances:
Industry compliances: UL 4, RoHS compliant
Gasoline and oil resistance II

UL Listing:
E208790

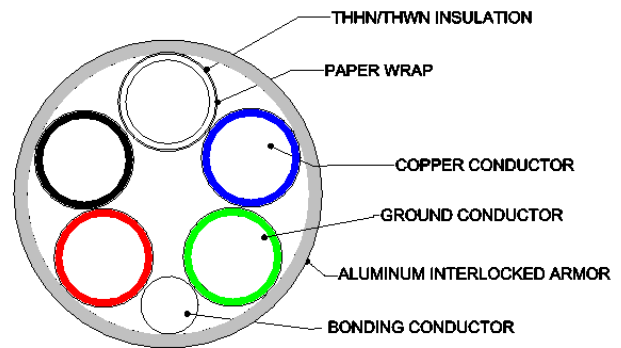
(3 conductor shown)



BLACK, WHITE, GREEN



BLACK, WHITE, RED, GREEN



BLACK, WHITE, RED, BLUE, GREEN

HCF SOLID— COPPER CONDUCTOR

CIRCUIT SIZES #14 #12 #10 AWG

THHN/THWN ALUMINUM ARMORED

600 V (UL) 2 TO 4 CONDUCTOR CONSTRUCTION

NO OF COND.	COND. SIZE (AWG/kcmil)	GROUND WIRE SIZE (AWG/kcmil)	MIN. AVG. INSULATION THICKNESS	NOMINAL DIAMETER (OVER)		LBS/1000'
				INSULATION	ARMOR	
			INCHES	INCHES	INCHES	
2	14	14	0.020	0.247	0.462	95
2	12	12	0.020	0.279	0.515	126
2	10	10	0.025	0.346	0.555	173

DIMENSIONS AND WEIGHTS ARE NOMINAL; SUBJECT TO INDUSTRY TOLERANCES

NO OF COND.	COND. SIZE (AWG/kcmil)	GROUND WIRE SIZE (AWG/kcmil)	MIN. AVG. INSULATION THICKNESS	NOMINAL DIAMETER (OVER)		LBS/1000'
				INSULATION	ARMOR	
			INCHES	INCHES	INCHES	
3	12	12	0.020	0.313	0.535	160
3	10	10	0.025	0.400	0.645	227

DIMENSIONS AND WEIGHTS ARE NOMINAL; SUBJECT TO INDUSTRY TOLERANCES

NO OF COND.	COND. SIZE (AWG/kcmil)	GROUND WIRE SIZE (AWG/kcmil)	MIN. AVG. INSULATION THICKNESS	NOMINAL DIAMETER (OVER)		LBS/1000'
				INSULATION	ARMOR	
			INCHES	INCHES	INCHES	
4	12	12	0.020	0.351	0.585	183
4	10	10	0.025	0.427	0.680	269

DIMENSIONS AND WEIGHTS ARE NOMINAL; SUBJECT TO INDUSTRY TOLERANCES

PART NUMBERS AND DESCRIPTIONS

HCF SOLID– COPPER CONDUCTOR

CIRCUIT SIZES #14 #12 #10 AWG

THHN/THWN ALUMINUM ARMORED

600 V (UL) 2 TO 4 CONDUCTOR CONSTRUCTION

Part	Size	Colors
801457	14/2	black,white
801390	12/2	black, white
801436	12/2	brown, gray
801435	12/2	orange, gray
801433	12/2	yellow, gray
800560	12/2	purple, gray
801699	12/2	blue, white
800635	12/2	red, white
800771	12/2	orange, white
800772	12/2	yellow, white
800770	12/2	brown, white
801392	12/3	black, white, red
801698	12/3	brown, orange, gray
801360	12/3	brown, orange, yellow
800773	12/3	brown, orange, white
800774	12/3	brown, yellow, white
800775	12/3	yellow, orange, white
800795	12/3	blue, white, red
801645	12/4	black, white, red,blue
801356	12/4	brown, orange, yellow, gray
801357	12/4	brown, orange, yellow, white
801358	12/4	brown, gray, yellow, gray/white
801434	10/2	black, white
800670	10/2	yellow, gray
801781	10/2	brown, gray
801437	10/3	black, white, red
800563	10/3	brown, orange, yellow
801697	10/3	brown, orange, gray
800672	10/3	blue, white, red
800671	10/3	black, white, blue
800250	10/4	black, white, red, blue