

MC COMPACT STRANDED – COPPER CONDUCTOR

SIZES #8 AWG THRU 4/0

THHN/THWN ALUMINUM ARMORED

600 V (UL) 2 CONDUCTOR CONSTRUCTION

NOV 2019



(2 conductor shown)

Conductor:
Bare compact stranded class "B" soft drawn copper

Insulation:
Thermoplastic high heat resistant nylon coated (THHN) / Thermoplastic heat water resistant nylon coated (THWN)

Bonding Conductor (Ground):
8 AWG 1 solid insulated copper conductor.
6 AWG and larger 1 compact stranded class "B" insulated copper conductor.

Armor:
Aluminum interlocked armor

Color Coding:
Standard low and high voltage colors available

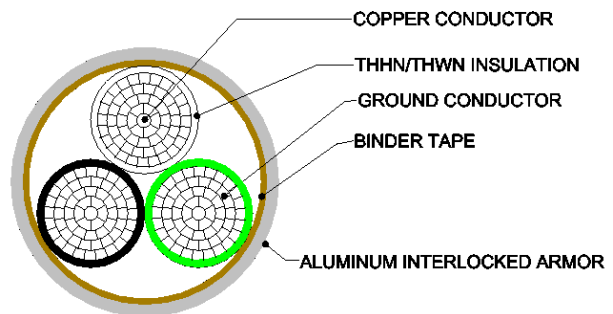
Binder Tape:
Printed Binder tape

UL Listing:
E189281

Applications:
For concealed wiring in dry locations
For exposed wiring in dry locations.
For branch and feeder and service circuits in commercial, industrial, multi-residential buildings, and places of assembly.
For power, lighting, control, and signal circuits.
For use in cable trays in dry locations.
For use in any raceway.
For use as aerial cable on a messenger
When embedded in plaster finish on brick or other masonry, except in damp or wet locations.
For use when run or fished in the air voids of masonry block or tile walls where such walls are not exposed or subject to excessive moisture or dampness.

Features:
Rated at 90°C dry
Excellent crush resistance
Provides long service life
Cost effective alternative to installations in conduit

Compliances:
Industry compliances: UL 1569, 2256, 83, RoHS UL listing E189201



BLACK, WHITE, GREEN (GROUND)

PART NO.	NO OF COND.	COND. SIZE (AWG/kcmil)	GROUND WIRE SIZE (AWG/kcmil)	MIN. AVG. NYLON & INSULATION THICKNESS	NOMINAL DIAMETER (OVER)		LBS/1000'	AMPACITY AT 90° C
					TWISTED CORE	ARMOR		
					INCHES	INCHES		
800288	2	8	10	0.036	0.477	0.659	241	55
800284	2	6	8	0.036	0.540	0.752	342	75
800280	2	4	8	0.047	0.659	0.871	478	95
800540	2	3	6	0.047	0.712	0.924	592	115
800542	2	2	6	0.047	0.775	0.987	681	130
800961	2	1	6	0.058	0.887	1.099	830	145
801752	2	1/0	6	0.058	0.965	1.177	984	170
801753	2	2/0	6	0.058	1.050	1.262	1175	195
801754	2	3/0	4	0.058	1.149	1.361	1469	225
801755	2	4/0	4	0.058	1.257	1.469	1767	260

DIMENSIONS AND WEIGHTS ARE NOMINAL; SUBJECT TO INDUSTRY TOLERANCES

AMPACITY IS BASED ON NEC table 310.15(B)(16)

MC COMPACT STRANDED – COPPER CONDUCTOR

SIZES #8 AWG THRU 4/0

NOV 2019

THHN/THWN ALUMINUM ARMORED

600 V (UL) 3 CONDUCTOR CONSTRUCTION



(2 conductor shown)

Conductor:
Bare compact stranded class "B" soft drawn copper

Insulation:
Thermoplastic high heat resistant nylon coated (THHN) / Thermoplastic heat water resistant nylon coated (THWN)

Bonding Conductor (Ground):
8 AWG 1 solid insulated copper conductor.
6 AWG and larger 1 compact stranded class "B" insulated copper conductor.

Armor:
Aluminum interlocked armor

Color Coding:
Standard low and high voltage colors available

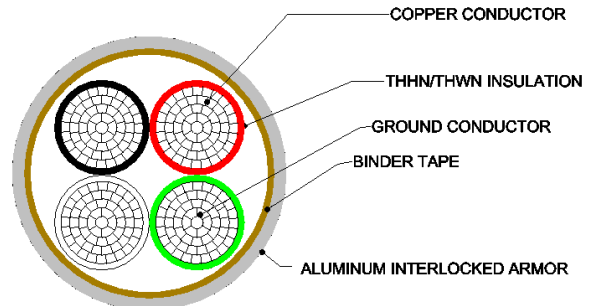
Binder Tape:
Printed binder tape

UL Listing:
E189204

Applications:
For concealed wiring in dry locations
For exposed wiring in dry locations.
For branch and feeder and service circuits in commercial, industrial, multi-residential buildings, and places of assembly.
For power, lighting, control, and signal circuits.
For use in cable trays in dry locations.
For use in any raceway.
For use as aerial cable on a messenger
When embedded in plaster finish on brick or other masonry, except in damp or wet locations.
For use when run or fished in the air voids of masonry block or tile walls where such walls are not exposed or subject to excessive moisture or dampness.

Features:
Rated at 90°C dry
Excellent crush resistance
Provides long service life
Cost effective alternative to installations in conduit

Compliances:
Industry compliances: UL 1569, 2256, 83, RoHS
Gasoline and oil resistance II



BLACK, WHITE, RED, GREEN (GROUND)

PART NO.	NO OF COND.	COND. SIZE (AWG/ kcmil)	GROUND WIRE SIZE (AWG /kcmil)	MIN. AVG. NYLON & INSULATION THICKNESS	NOMINAL DIAMETER (OVER)		LBS/ 1000'	AMPACITY AT 90° C
					TWISTED CORE	ARMOR		
					INCHES	INCHES		
800340	3	8	10	0.036	0.500	0.712	310	55
800334	3	6	8	0.036	0.585	0.797	658	75
800328	3	4	8	0.047	0.728	0.950	954	95
800324	3	3	6	0.047	0.797	1.009	1175	115
800321	3	2	6	0.047	0.868	1.080	1392	130
800318	3	1	6	0.058	0.944	1.206	1712	145
-	3	1/0	6	0.058	1.081	1.293	2056	170
-	3	2/0	6	0.058	1.176	1.388	5476	195
-	3	3/0	4	0.058	1.287	1.499	3086	225
-	3	4/0	4	0.058	1.408	1.620	3744	260

DIMENSIONS AND WEIGHTS ARE NOMINAL; SUBJECT TO INDUSTRY TOLERANCES

AMPACITY IS BASED ON NEC table 310.15(B)(16)



(2 conductor shown)

Conductor:
Bare compact stranded class "B" soft drawn copper

Insulation:
Thermoplastic high heat resistant nylon coated (THHN) / Thermoplastic heat water resistant nylon coated (THWN)

Bonding Conductor (Ground):
8 AWG 1 solid insulated copper conductor.
6 AWG and larger 1 compact stranded class "B" insulated copper conductor.

Aarmor:
Aluminum interlocked armor

Color Coding:
Standard low and high voltage colors available

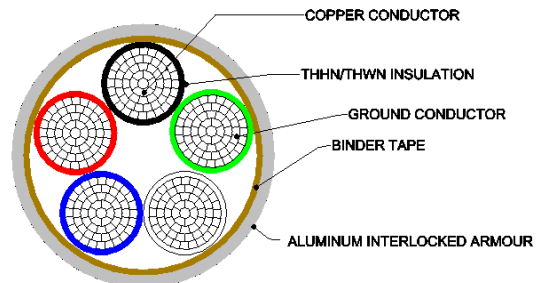
Binder Tape:
Printed Polypropylene

UL Listing:
E189204

Applications:
For concealed wiring in dry locations
For exposed wiring in dry locations.
For branch and feeder and service circuits in commercial, industrial, multi-residential buildings, and places of assembly.
For power, lighting, control, and signal circuits.
For use in cable trays in dry locations.
For use in any raceway.
For use as aerial cable on a messenger
When embedded in plaster finish on brick or other masonry, except in damp or wet locations.
For use when run or fished in the air voids of masonry block or tile walls where such walls are not exposed or subject to excessive moisture or dampness.
Class 1 Division 2, Class 2 Division 2 Hazardous Locations

Features:
Rated at 90°C dry
Excellent crush resistance
Provides long service life
Cost effective alternative to installations in conduit

Compliances:
Industry compliances: UL 1569, 2256, 83, RoHS UL Listing 189204
Gasoline and oil resistance II



BLACK, WHITE, RED, BLUE, GREEN (GROUND)

PART NO.	NO OF COND.	COND. SIZE (AWG/kcmil)	GROUND WIRE SIZE (AWG/kcmil)	MIN. AVG. NYLON & INSULATION THICKNESS	NOMINAL DIAMETER (OVER)		LBS/ 1000'
					TWISTED CORE	ARMOR	
				INCHES	INCHES	INCHES	
800379	4	8	10	0.036	0.559	0.771	310
800374	4	6	8	0.036	0.650	0.862	814
800369	4	4	8	0.047	0.838	1.050	1197
800367	4	3	6	0.047	0.892	1.104	1470
800362	4	2	6	0.047	0.971	1.183	1755
800733	4	1	6	0.058	1.112	1.324	2177
801757	4	1/0	6	0.058	1.210	1.422	2623
801758	4	2/0	6	0.058	1.316	1.528	3177
801759	4	3/0	4	0.058	1.440	1.652	3751
801760	4	4/0	4	0.058	1.577	1.789	4820

DIMENSIONS AND WEIGHTS ARE NOMINAL; SUBJECT TO INDUSTRY TOLERANCES