



(3 conductor shown)

Conductor:
8 AWG. Thru 600 kcmil. compact round concentric lay class "B" stranded copper

Insulation:
Cross-linked Polyethylene (XLPE) Type RW90

Colour Coding:
8 AWG – 2 AWG black, white
1 AWG – 500 kcmil black with printed colour code

Bonding Conductor (Ground):
One (1) bare stranded class "B" copper conductor

Inner jacket:
Polyvinyl Chloride (PVC), black

Armour:
Aluminum interlocked armour

Outer Jacket:
Low acid gas, flame-retardant, moisture and sunlight resistant Polyvinyl Chloride (PVC), black

Print:
NORTHERN CABLES™ #/C SIZE (AWG OR KCMIL)
COMPACT STRAND TECK90 XLPE 1000V HL FT4 (-40C) SUN RES AG14 CSA, METRE MARK

CSA Licence:
LL109933

Applications:

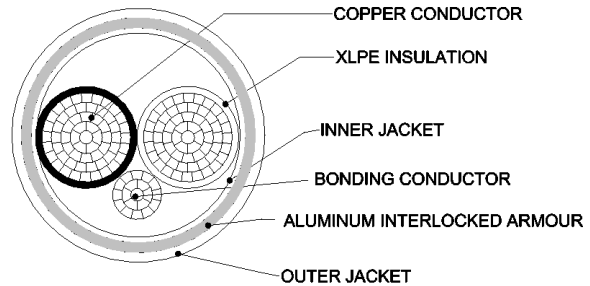
- For concealed wiring in dry or wet locations
- For exposed wiring in dry or wet locations
- For exposed and wiring in dry, locations where subjected to corrosive action if suitable for corrosive conditions encountered
- For exposed wiring where subjected to the weather
- For use in ventilated, Non-ventilated and ladder-type cable trays in dry or wet locations
- For direct earth burial (with protection as required by inspection authority)
- For service entrance above or below ground

Features:

- Rated at 90°C wet or dry
- Excellent crush resistance
- Provides long service life
- Cost effective alternative to installations in conduit
- Meets cold bend and impact tests at (-40°C)

Compliances:

- Industry compliances: CSA Standard C22.2 No. 131, No.38, No. 174 and No.2256, RoHS
- Flame test compliances: CSA FT4
- Hazardous Location, SUN RES (outer jacket) SUN RES on inner jacket and insulated conductor available upon request, Direct Burial
- Air Gas: CSA AG14



PART NO.	NO OF COND.	COND. SIZE (AWG/kcmil)	GROUND WIRE SIZE (AWG/kcmil)	MIN. AVG. INSULATION THICKNESS		NOMINAL DIAMETER (OVER)						NET WEIGHT	
						INNER JACKET		ARMOUR		CABLE			
						INCHES	mm	INCHES	mm	INCHES	mm	INCHES	mm
800442	2	8	10	0.045	1.14	0.585	14.9	0.785	19.94	0.872	22.15	558	375
800441	2	6	8	0.060	1.52	0.703	17.9	0.903	22.94	0.940	23.88	810	544
800438	2	4	8	0.060	1.52	0.835	21.2	1.085	27.56	1.172	29.77	1096	737
800436	2	3	6	0.060	1.52	0.893	22.7	1.143	29.03	1.230	31.24	1284	863
800434	2	2	6	0.060	1.52	0.955	24.3	1.205	30.61	1.292	32.82	1455	978
800933	2	1	6	0.080	2.03	1.093	27.8	1.343	34.11	1.430	36.32	1742	1171
800790	2	1/0	6	0.080	2.03	1.167	29.6	1.417	35.99	1.504	38.20	1999	1343
800932	2	2/0	6	0.080	2.03	1.247	31.7	1.497	38.02	1.602	40.69	2353	1581
800887	2	3/0	4	0.080	2.03	1.344	34.1	1.594	40.49	1.699	43.15	2821	1896
800886	2	4/0	4	0.080	2.03	1.447	36.8	1.697	43.10	1.802	45.77	3306	2222
801233	2	250	4	0.090	2.29	1.575	40.0	1.875	47.63	1.980	50.29	3895	2617
801409	2	300	4	0.090	2.29	1.736	44.1	2.036	51.71	2.141	54.38	4612	3099
801412	2	350	3	0.090	2.29	1.846	46.9	2.146	54.51	2.251	57.18	5224	3511
801413	2	400	3	0.090	2.29	1.931	49.0	2.231	56.67	2.336	59.33	5765	3874
801415	2	500	3	0.090	2.29	2.066	52.5	2.366	60.10	2.497	63.42	6370	4281
801417	2	600	2	0.090	2.29	2.232	56.7	2.532	64.31	2.663	67.64	8051	5410

DIMENSIONS AND WEIGHTS ARE NOMINAL; SUBJECT TO INDUSTRY TOLERANCES



(3 conductor shown)

Conductor:
8 AWG. Thru 500 kcmil, compact round concentric lay class "B" stranded copper

Insulation:
Cross-linked Polyethylene (XLPE) Type RW90

Colour Coding:
8 AWG – 2 AWG black, red, blue
1 AWG – 500 kcmil black with printed colour code

Bonding Conductor (Ground):
One (1) bare stranded class "B" copper conductor

Inner jacket:
Polyvinyl Chloride (PVC), black

Armour:
Aluminum interlocked armour

Outer Jacket:
Low acid gas, flame-retardant, moisture and sunlight resistant Polyvinyl Chloride (PVC), black

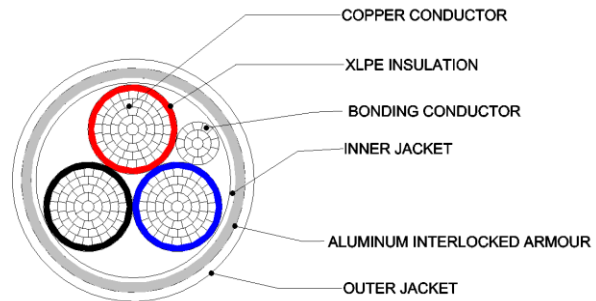
Print:
NORTHERN CABLES™ #/C SIZE (AWG OR KCMIL)
COMPACT STRAND TECK90 XLPE 1000V HL FT4
(-40C) SUN RES AG14 CSA, METRE MARK

CSA Licence:
LL109933

Applications:
For concealed wiring in dry or wet locations
For exposed wiring in dry or wet locations
For exposed and wiring in dry, locations where subjected to corrosive action if suitable for corrosive conditions encountered
For exposed wiring where subjected to the weather
For use in ventilated, Non-ventilated and ladder-type cable trays in dry or wet locations
For direct earth burial (with protection as required by inspection authority)
For service entrance above or below ground

Features:
Rated at 90°C wet or dry
Excellent crush resistance
Provides long service life
Cost effective alternative to installations in conduit
Meets cold bend and impact tests at (-40°C)

Compliances:
Industry compliances: CSA Standard C22.2 No. 131, No.38, No.174 and No.2256, RoHS
Flame test compliances: CSA FT4
Hazardous Location, SUN RES (outer jacket) SUN RES on inner jacket and insulated conductor available upon request, Direct Burial
Acid Gas: CSA AG14



PART NO.	NO OF COND.	COND. SIZE (AWG/kcmil)	GROUND WIRE SIZE (AWG /kcmil)	MIN. AVG. INSULATION THICKNESS		NOMINAL DIAMETER (OVER)						NET WEIGHT	
						INNER JACKET		ARMOUR		CABLE			
				INCHES	mm	INCHES	mm	INCHES	mm	INCHES	mm	KG/KM	LBS/ 1000'
800461	3	8	10	0.045	1.14	0.611	15.5	0.811	20.60	0.898	22.81	663	446
800460	3	6	8	0.060	1.52	0.746	18.9	0.946	24.03	1.033	26.24	920	618
800457	3	4	8	0.060	1.52	0.885	22.5	1.135	28.83	1.222	31.04	1352	909
800893	3	3	6	0.060	1.52	0.948	24.1	1.198	30.43	1.285	32.64	1596	1073
800454	3	2	6	0.060	1.52	1.014	25.8	1.264	32.11	1.351	34.32	1835	1233
800740	3	1	6	0.080	2.03	1.163	29.5	1.413	35.89	1.500	38.10	2230	1499
800777	3	1/0	6	0.080	2.03	1.242	31.5	1.492	37.90	1.595	40.51	2596	1745
800778	3	2/0	6	0.080	2.03	1.330	33.8	1.580	40.13	1.685	42.80	3089	2076
800779	3	3/0	4	0.080	2.03	1.429	36.3	1.679	42.65	1.784	45.31	3726	2504
800780	3	4/0	4	0.080	2.03	1.541	39.1	1.841	46.76	1.946	49.43	4528	3043
801173	3	250	4	0.090	2.29	1.742	44.2	2.042	51.87	2.147	54.53	5398	3627
801260	3	300	4	0.090	2.29	1.847	46.9	2.147	54.53	2.252	57.20	6196	4164
801237	3	350	3	0.090	2.29	1.961	49.8	2.261	57.43	2.392	60.76	7135	4795
801256	3	400	3	0.090	2.29	2.039	51.8	2.339	59.41	2.470	62.74	7911	5316
801174	3	500	3	0.090	2.29	2.206	56.0	2.506	63.65	2.637	66.98	8778	5899

DIMENSIONS AND WEIGHTS ARE NOMINAL; SUBJECT TO INDUSTRY TOLERANCES



(3 conductor shown)

Conductor:
8 AWG. Thru 500 kcmil compact round concentric lay class "B" stranded copper

Insulation:
Cross-linked Polyethylene (XLPE) Type RW90

Colour Coding:
8 AWG – 2 AWG black, red, blue, white
1 AWG – 500 kcmil black with printed colour code

Bonding Conductor (Ground):
One (1) bare stranded class "B" copper conductor

Inner jacket:
Polyvinyl Chloride (PVC), black

Armour:
Aluminum interlocked armour

Outer Jacket:
Low acid gas, flame-retardant, moisture and sunlight resistant Polyvinyl Chloride (PVC), black

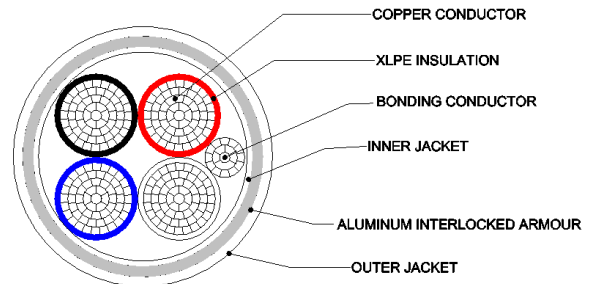
Print:
NORTHERN CABLES™ #/C SIZE (AWG OR KCMIL)
COMPACT STRAND TECK90 XLPE 1000V HL FT4
(-40C) SUN RES AG14 CSA, METRE MARK

CSA Licence:
LL109933

Applications:
For concealed wiring in dry or wet locations
For exposed wiring in dry or wet locations
For exposed and wiring in dry, locations where subjected to corrosive action if suitable for corrosive conditions encountered
For exposed wiring where subjected to the weather
For use in ventilated, Non-ventilated and ladder-type cable trays in dry or wet locations
For direct earth burial (with protection as required by inspection authority)
For service entrance above or below ground

Features:
Rated at 90°C wet or dry
Excellent crush resistance
Provides long service life
Cost effective alternative to installations in conduit
Meets cold bend and impact tests at (-40°C)

Compliances:
Industry compliances: CSA Standard C22.2 No. 131, No.38, No. 174 and No.2256, RoHS
Flame test compliances: CSA FT4
Hazardous Location, SUN RES (outer jacket) SUN RES on inner jacket and insulated conductor available upon request, Direct Burial
Acid Gas: CSA AG14



PART NO.	NO OF COND.	COND. SIZE (AWG/kcmil)	GROUND WIRE SIZE (AWG/kcmil)	MIN. AVG. INSULATION THICKNESS		NOMINAL DIAMETER (OVER)						NET WEIGHT	
						INNER JACKET		ARMOUR		CABLE			
				INCHES	mm	INCHES	mm	INCHES	mm	INCHES	mm	KG/KM	LBS/1000'
800473	4	8	10	0.045	1.14	0.679	17.2	0.879	22.33	0.966	24.54	788	530
800472	4	6	8	0.060	1.52	0.878	22.3	1.128	28.65	1.215	30.86	1203	808
800471	4	4	8	0.060	1.52	0.987	25.1	1.237	31.42	1.324	33.63	1639	1101
800470	4	3	6	0.060	1.52	1.042	26.5	1.292	32.82	1.379	35.03	1930	1297
800469	4	2	6	0.060	1.52	1.117	28.4	1.367	34.72	1.454	36.93	2242	1507
800860	4	1	6	0.080	2.03	1.283	32.6	1.533	38.94	1.636	41.55	2748	1847
800781	4	1/0	6	0.080	2.03	1.372	34.8	1.622	41.20	1.727	43.87	3270	2197
800782	4	2/0	6	0.080	2.03	1.468	37.3	1.718	43.64	1.823	46.30	3859	2593
800783	4	3/0	4	0.080	2.03	1.582	40.2	1.882	47.80	1.987	50.47	4779	3211
800784	4	4/0	4	0.080	2.03	1.768	44.9	2.068	52.53	2.173	55.19	5877	3949
801333	4	250	4	0.090	2.29	1.924	48.9	2.225	56.52	2.33	59.18	6913	4646
801410	4	300	4	0.090	2.29	2.045	51.9	2.346	59.59	2.477	62.92	7938	5334
801367	4	350	3	0.090	2.29	2.156	54.8	2.456	62.38	2.587	65.71	9030	6068
801414	4	400	3	0.090	2.29	2.259	57.4	2.560	65.02	2.691	68.35	10065	6764
801368	4	500	3	0.090	2.29	2.441	62.0	2.471	62.76	2.872	72.95	11186	7517

DIMENSIONS AND WEIGHTS ARE NOMINAL; SUBJECT TO INDUSTRY TOLERANCES