

TECK90 – COPPER CONDUCTOR

2 CONDUCTOR #14 AWG THRU #10 AWG

XLPE/ALUMINUM ARMoured/1000 V, (-40°C) CSA



(3 conductor shown)

Conductor:
14 AWG. Thru 10 AWG. round concentric lay class "B" stranded copper

Insulation:
Cross-linked Polyethylene (XLPE) Type RW90

Colour Coding:
Black, white

Bonding Conductor (Ground):
One (1) bare stranded class "B" copper conductor

Inner jacket:
Polyvinyl Chloride (PVC), black

Armour:
Aluminum interlocked armour

Outer Jacket:
Low acid gas, flame-retardant, moisture and sunlight resistant Polyvinyl Chloride (PVC), black

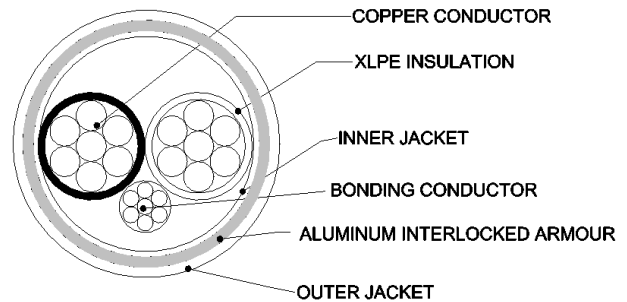
Print:
NORTHERN CABLES™ #/C SIZE (AWG OR KCMIL)
TECK90 XLPE 1000V HL FT4 (-40C) SUN RES AG14
CSA, METRE MARK

CSA Licence:
LL109933

Applications:
For concealed wiring in dry or wet locations
For exposed wiring in dry or wet locations
For exposed and wiring in dry, locations where subjected to corrosive action if suitable for corrosive conditions encountered
For exposed wiring where subjected to the weather
For use in ventilated, Non-ventilated and ladder-type cable trays in dry or wet locations
For direct earth burial (with protection as required by inspection authority)
For service entrance above or below ground

Features:
Rated at 90°C wet or dry
Excellent crush resistance
Provides long service life
Cost effective alternative to installations in conduit
Meets cold bend and impact tests at (-40°C)

Compliances:
Industry compliances: CSA Standard C22.2 No. 131, No.38 No. 174 and No.2256, RoHS
Flame test compliances: CSA FT4
Hazardous Location, SUN RES (outer jacket) SUN RES on inner jacket and insulated conductor available upon request, Direct Burial
Acid Gas: CSA AG14



PART NO.	NO OF COND.	COND. SIZE (AWG/kcmil)	GROUND WIRE SIZE (AWG /kcmil)	MIN. AVG. INSULATION THICKNESS		NOMINAL DIAMETER (OVER)						NET WEIGHT		AMPACITY AT 90° C
						INNER JACKET		ARMOUR		CABLE				
						INCHES	mm	INCHES	mm	INCHES	mm	INCHES	mm	
800431	2	14	14	0.045	1.14	0.419	10.6	0.599	15.21	0.686	17.42	297	200	25
800428	2	12	14	0.045	1.14	0.457	11.6	0.657	16.69	0.744	18.90	352	237	30
800426	2	10	12	0.045	1.14	0.505	12.8	0.705	17.91	0.792	20.12	424	285	40

DIMENSIONS AND WEIGHTS ARE NOMINAL; SUBJECT TO INDUSTRY TOLERANCES

AMPACITY IS BASED ON CEC Part 1 Table 2



(3 conductor shown)

Conductor:
14 AWG. Thru 10 AWG. round concentric lay class "B" stranded copper

Insulation:
Cross-linked Polyethylene (XLPE) Type RW90

Colour Coding:
Black, red, blue

Bonding Conductor (Ground):
One (1) bare stranded class "B" copper conductor

Inner jacket:
Polyvinyl Chloride (PVC), black

Armour:
Aluminum interlocked armour

Outer Jacket:
Low acid gas, flame-retardant, moisture and sunlight resistant Polyvinyl Chloride (PVC), black

Print:
NORTHERN CABLES™ #/C SIZE (AWG OR KCMIL)
TECK90 XLPE 1000V HL FT4 (-40C) SUN RES AG14
CSA, METRE MARK

CSA Licence:
LL109933

Applications:

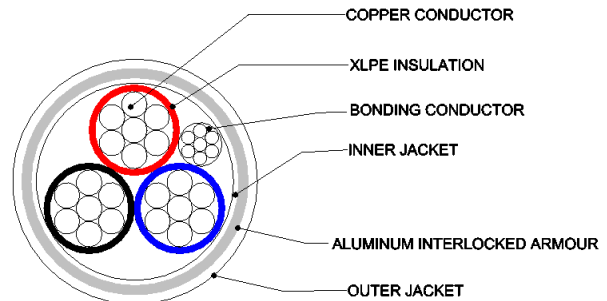
- For concealed wiring in dry or wet locations
- For exposed wiring in dry or wet locations
- For exposed and wiring in dry, locations where subjected to corrosive action if suitable for corrosive conditions encountered
- For exposed wiring where subjected to the weather
- For use in ventilated, Non-ventilated and ladder-type cable trays in dry or wet locations
- For direct earth burial (with protection as required by inspection authority)
- For service entrance above or below ground

Features:

- Rated at 90°C wet or dry
- Excellent crush resistance
- Provides long service life
- Cost effective alternative to installations in conduit
- Meets cold bend and impact tests at (-40°C)

Compliances:

- Industry compliances: CSA Standard C22.2 No. 131, No.38, No. 174 and No.2256, RoHS
- Flame test compliances: CSA FT4
- Hazardous Location, SUN RES (outer jacket) SUN RES on inner jacket and insulated conductor available upon request, Direct Burial
- Acid Gas: CSA AG14



PART NO.	NO OF COND.	COND. SIZE (AWG/kcmil)	GROUND WIRE SIZE (AWG/kcmil)	MIN. AVG. INSULATION THICKNESS		NOMINAL DIAMETER (OVER)						NET WEIGHT		AMPACITY AT 90° C
						INNER JACKET		ARMOUR		CABLE				
						INCHES	mm	INCHES	mm	INCHES	mm	INCHES	mm	
800452	3	14	14	0.045	1.14	0.443	11.3	0.643	16.33	0.730	18.54	349	235	25
800449	3	12	14	0.045	1.14	0.484	12.3	0.684	17.37	0.771	19.58	407	274	30
800447	3	10	12	0.045	1.14	0.566	14.4	0.766	19.46	0.853	21.67	533	358	40

DIMENSIONS AND WEIGHTS ARE NOMINAL; SUBJECT TO INDUSTRY TOLERANCES

AMPACITY IS BASED ON CEC Part 1 Table 2



(3 conductor shown)

Conductor:
14 AWG. Thru 10 AWG. round concentric lay class "B" stranded copper

Insulation:
Cross-linked Polyethylene (XLPE) Type RW90

Colour Coding:
Black, red, blue, white

Bonding Conductor (Ground):
One (1) uninsulated stranded class "B" copper conductor

Inner jacket:
Polyvinyl Chloride (PVC), black

Armour:
Aluminum interlocked armour

Outer Jacket:
Low acid gas, flame-retardant, moisture and sunlight resistant Polyvinyl Chloride (PVC), black

Print:
NORTHERN CABLES™ #/C SIZE (AWG OR KCMIL)
TECK90 XLPE 1000V HL FT4 (-40C) SUN RES AG14
CSA, METRE MARK

CSA Licence:
LL109933

Applications:

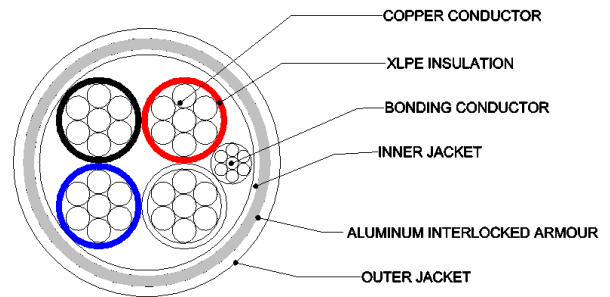
- For concealed wiring in dry or wet locations
- For exposed wiring in dry or wet locations
- For exposed and wiring in dry, locations where subjected to corrosive action if suitable for corrosive conditions encountered
- For exposed wiring where subjected to the weather
- For use in ventilated, Non-ventilated and ladder-type cable trays in dry or wet locations
- For direct earth burial (with protection as required by inspection authority)
- For service entrance above or below ground

Features:

- Rated at 90°C wet or dry
- Excellent crush resistance
- Provides long service life
- Cost effective alternative to installations in conduit
- Meets cold bend and impact tests at (-40°C)

Compliances:

- Industry compliances: CSA Standard C22.2 No. 131, No.38, No. 174 and No.2256, RoHS
- Flame test compliances: CSA FT4
- Hazardous Location, SUN RES (outer jacket) SUN RES on inner jacket and insulated conductor available upon request, Direct Burial
- Air Gas: CSA AG14



PART NO.	NO OF COND.	COND. SIZE (AWG/kcmil)	GROUND WIRE SIZE (AWG /kcmil)	MIN. AVG. INSULATION THICKNESS		NOMINAL DIAMETER (OVER)						NET WEIGHT		AMPACITY AT 90° C
						INNER JACKET		ARMOUR		CABLE				
						INCHES	mm	INCHES	mm	INCHES	mm	INCHES	mm	
800466	4	14	14	0.045	1.14	0.486	12.3	0.686	17.42	0.773	19.63	399	268	20
800464	4	12	14	0.045	1.14	0.563	14.3	0.763	19.38	0.850	21.59	504	339	24
800462	4	10	12	0.045	1.14	0.621	15.8	0.821	20.85	0.908	23.06	623	419	32

DIMENSIONS AND WEIGHTS ARE NOMINAL; SUBJECT TO INDUSTRY TOLERANCES

AMPACITY IS BASED ON CEC Part 1 Table 2